



























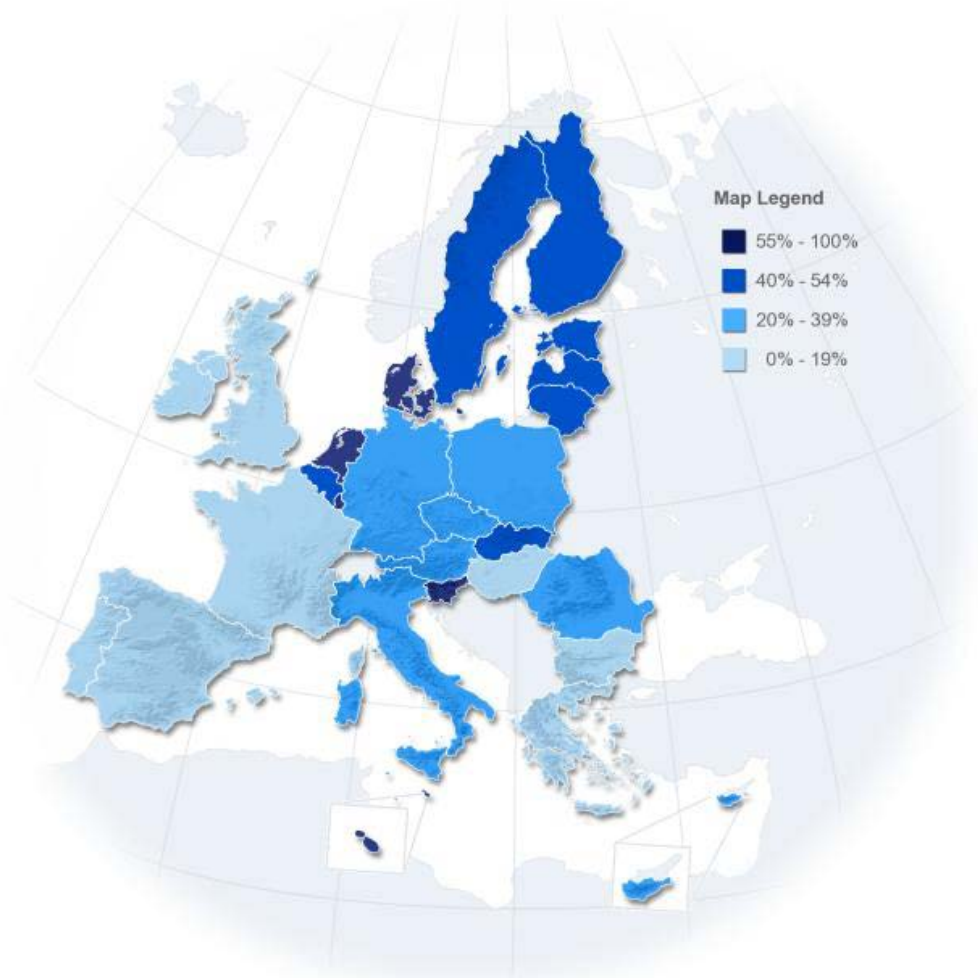


Procento obyvatel, kteří jsou schopni konverzovat alespoň ve dvou jazycích:

 LU	84%
 NL	77%
 SI	67%
 MT	59%
 DK	58%
 LV	54%
 LT	52%
 EE	52%
 BE	50%
 FI	48%
 SE	44%
 SK	43%
 DE	28%
 AT	27%
 EU	25%
 RO	22%
 PL	22%
 IT	22%
 CZ	22%
 CY	20%
 FR	19%
 BG	19%
 ES	18%
 IE	18%
 EL	15%
 UK	14%
 HU	13%
 PT	13%





























Question: D48T2. Languages that you speak well enough in order to be able to have a conversation - TOTAL

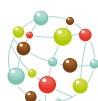
Answers: At least 2



Tři nejrozšířenější cizí jazyky ve státech EU:





























D48T Languages that you speak well enough in order to be able to have a conversation - TOTAL
THREE MOST WIDELY KNOWN LANGUAGES (% per country)

	EU27		IE		LT		PT
	English 38%		Irish/Gaellic 22%		Russian 80%		English 27%
	French 12%		French 17%		English 38%		French 15%
	German 11%		English 6%		German 14%		Spanish 10%
	BE		EL		LU		RO
	English 38%		English 51%		French 80%		English 31%
	French 45%		French 9%		German 69%		French 17%
	German 22%		German 5%		English 56%		Italian 7%
	BG		ES		HU		SI
	English 25%		English 22%		English 20%		Croatian 61%
	Russian 23%		Spanish 16%		German 18%		English 59%
	German 8%		Catalan 11%		French 3%		German 42%
	CZ		FR		MT		SK
	English 27%		English 39%		English 89%		Czech 47%
	Slovakian 16%		Spanish 13%		Italian 56%		English 26%
	German 15%		German 6%		French 11%		German 22%
	DK		IT		NL		FI
	English 86%		English 34%		English 90%		English 70%
	German 47%		French 16%		German 71%		Swedish 44%
	Swedish 13%		Spanish 11%		French 29%		German 18%
	DE		CY		AT		SE
	English 56%		English 73%		English 73%		English 86%
	French 14%		French 7%		French 11%		German 26%
	German 10%		Greek 5%		Italian 9%		French 9%
	EE		LV		PL		UK
	Russian 56%		Russian 67%		English 33%		French 19%
	English 50%		English 46%		German 19%		English 10%
	Finnish 21%		Latvian 24%		Russian 18%		German 6%



Jak často používáte svůj první cizí jazyk?

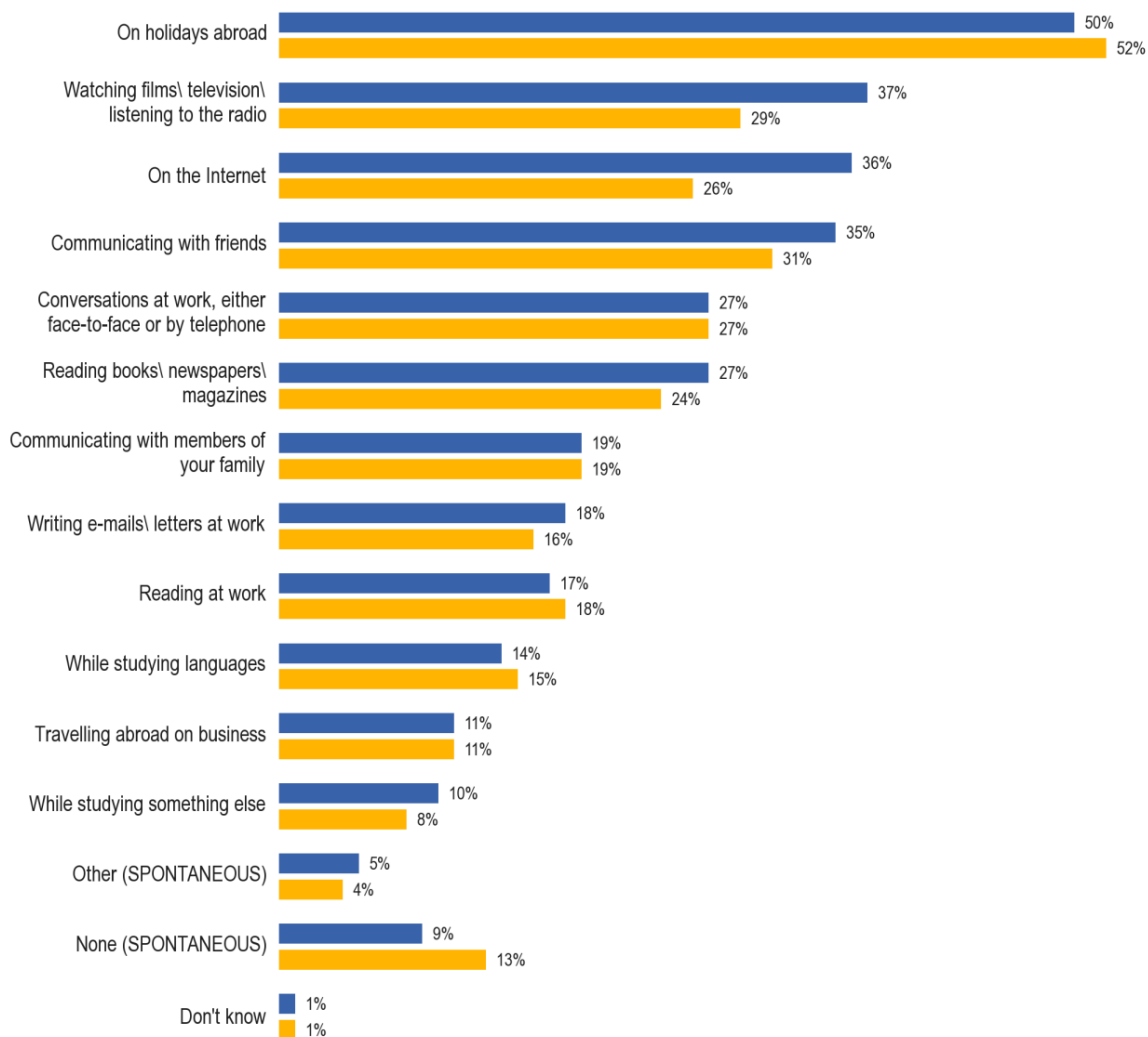
SD3.1 How often do you use your (FIRST OTHER LANGUAGE)?

		Every day/almost every day	Often but not on a daily basis	Occasionally	Don't know
	EU27	24%	23%	50%	3%
	BE	29%	27%	44%	0%
	BG	18%	29%	49%	4%
	CZ	10%	29%	60%	1%
	DK	41%	25%	33%	1%
	DE	26%	22%	50%	2%
	EE	34%	30%	34%	2%
	IE	22%	21%	51%	6%
	EL	15%	31%	54%	0%
	ES	44%	21%	32%	3%
	FR	19%	24%	55%	2%
	IT	9%	26%	61%	4%
	CY	39%	26%	35%	0%
	LV	44%	24%	31%	1%
	LT	22%	25%	49%	4%
	LU	67%	17%	16%	0%
	HU	15%	27%	57%	1%
	MT	49%	23%	28%	0%
	NL	31%	32%	37%	0%
	AT	12%	24%	58%	6%
	PL	11%	24%	59%	6%
	PT	7%	23%	68%	2%
	RO	20%	25%	51%	4%
	SI	23%	27%	49%	1%
	SK	18%	29%	51%	2%
	FI	33%	24%	42%	1%
	SE	38%	23%	39%	0%
	UK	28%	10%	60%	2%



Při jaké příležitosti nejčastěji používáte některý cizí jazyk?

SD4T. When do you regularly use (FIRST OTHER LANGUAGE)\(SECOND OTHER LANGUAGE)? - TOTAL



■ EB77.1 Feb.-Mar. 2012

■ EB64.3 Nov.-Dec. 2005

● EU27



Při jaké příležitosti nejčastěji používáte cizí jazyk? Podle států:

SD4T When do you regularly use (FIRST OTHER LANGUAGE)(SECOND OTHER LANGUAGE)? -TOTAL

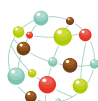
	On holidays abroad	Watching films\ television\ listening to the radio	On the Internet	Communicating with friends	Conversations at work, either face-to-face or by telephone	Reading books\ newspapers\ magazines	Communicating with members of your family	Writing e-mails\ letters at work	Reading at work	While studying languages	Travelling abroad on business	While studying something else	Other (SPONTANEOUS)	None (SPONTANEOUS)	Don't know
EU27	50%	37%	36%	35%	27%	27%	19%	18%	17%	14%	11%	10%	5%	9%	1%
BE	59%	49%	38%	38%	38%	27%	25%	17%	20%	8%	9%	7%	3%	3%	0%
BG	19%	46%	31%	33%	16%	17%	7%	8%	10%	9%	10%	7%	11%	9%	1%
CZ	56%	37%	31%	35%	23%	22%	10%	14%	6%	21%	12%	7%	3%	9%	0%
DK	84%	71%	69%	38%	36%	42%	22%	26%	32%	10%	15%	12%	2%	4%	0%
DE	64%	30%	40%	35%	24%	30%	23%	23%	19%	15%	9%	15%	3%	11%	0%
EE	29%	54%	38%	38%	55%	24%	9%	19%	20%	13%	11%	10%	3%	8%	0%
IE	40%	26%	14%	28%	24%	16%	31%	8%	10%	13%	10%	6%	9%	5%	4%
EL	35%	44%	52%	27%	23%	25%	6%	17%	11%	12%	9%	8%	3%	7%	0%
ES	21%	39%	30%	55%	39%	40%	32%	14%	20%	15%	7%	10%	5%	6%	0%
FR	55%	36%	35%	31%	28%	26%	24%	17%	19%	11%	9%	5%	8%	5%	0%
IT	47%	15%	25%	24%	21%	13%	7%	14%	12%	18%	14%	5%	6%	11%	1%
CY	49%	51%	44%	43%	43%	26%	16%	24%	15%	8%	9%	6%	4%	2%	0%
LV	15%	65%	38%	54%	42%	30%	18%	17%	16%	17%	13%	11%	10%	4%	0%
LT	18%	70%	27%	35%	26%	25%	10%	14%	14%	9%	15%	6%	8%	10%	1%
LU	56%	73%	51%	66%	61%	69%	39%	40%	42%	9%	14%	10%	6%	2%	0%
HU	37%	23%	27%	28%	16%	13%	18%	16%	12%	27%	10%	8%	3%	9%	1%
MT	46%	82%	50%	34%	41%	57%	24%	38%	29%	11%	18%	16%	1%	2%	0%
NL	74%	61%	53%	37%	33%	36%	22%	25%	25%	7%	11%	9%	3%	4%	0%
AT	71%	22%	32%	28%	24%	23%	9%	22%	16%	5%	13%	6%	9%	3%	2%
PL	32%	24%	28%	21%	16%	10%	5%	10%	8%	19%	12%	4%	3%	22%	6%
PT	29%	28%	24%	30%	18%	14%	12%	12%	12%	9%	10%	9%	4%	6%	1%
RO	21%	45%	38%	26%	23%	17%	6%	12%	6%	14%	8%	7%	10%	6%	3%
SI	63%	68%	44%	44%	25%	37%	12%	19%	15%	12%	18%	9%	6%	4%	0%
SK	37%	58%	31%	39%	19%	40%	14%	11%	10%	17%	11%	8%	2%	9%	1%
FI	65%	57%	61%	35%	39%	36%	16%	29%	33%	19%	16%	15%	6%	7%	0%
SE	77%	72%	71%	43%	40%	52%	19%	34%	37%	9%	23%	18%	2%	4%	0%
UK	55%	27%	25%	40%	29%	25%	31%	20%	18%	14%	16%	15%	6%	13%	1%

Highest percentage per country

Lowest percentage per country

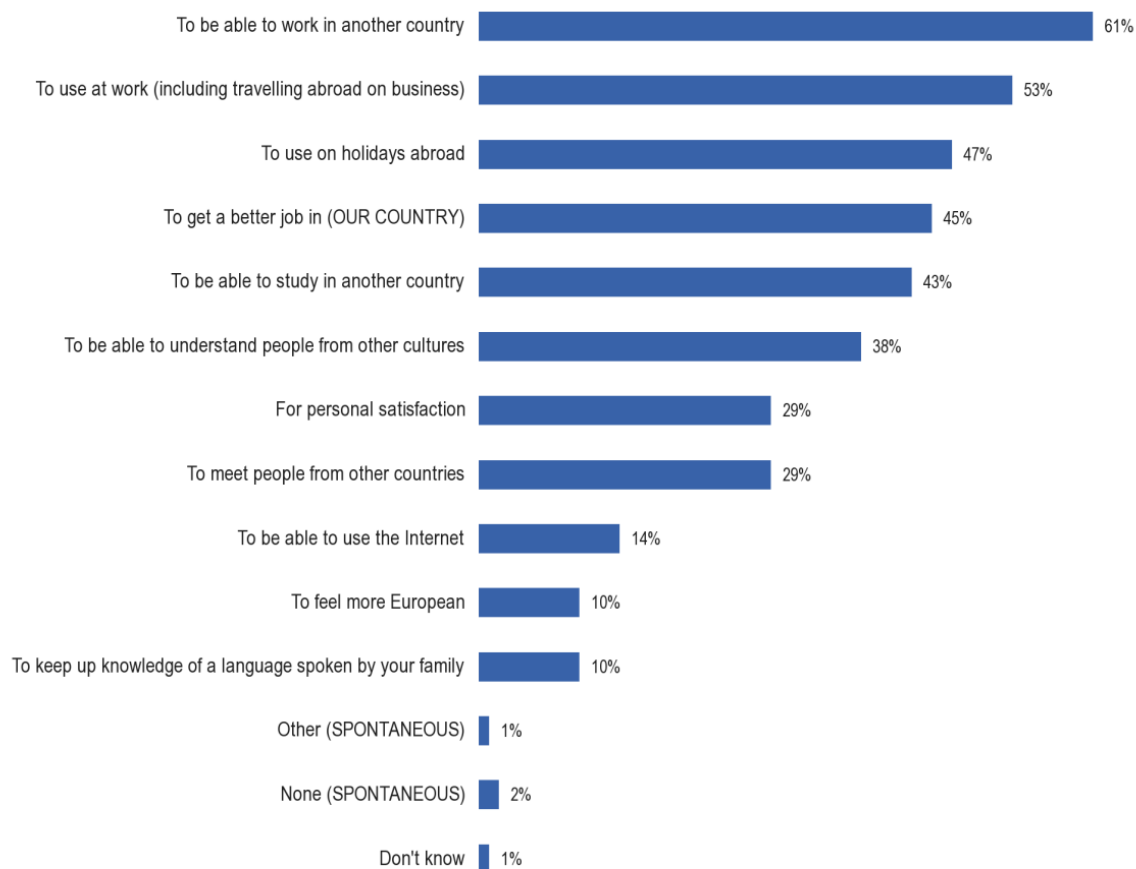
Highest percentage per item

Lowest percentage per item

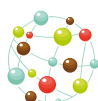


Jaká je podle Vás hlavní výhoda učení se cizích jazyků? Celá EU:

QE2. In your opinion, what are the main advantages of learning a new language?



 EU27



Jaká je podle Vás hlavní výhoda učení se cizích jazyků? Podle států:

QE2 In your opinion, what are the main advantages of learning a new language?

	To be able to work in another country	To use at work (including travelling abroad on business)	To use on holidays abroad	To get a better job in (OUR COUNTRY)	To be able to study in another country	To be able to understand people from other cultures	For personal satisfaction	To meet people from other countries	To be able to use the Internet	To keep up knowledge of a language spoken by your family	To feel more European	Other (SPONTA NEOUS)	None (SPONTA NEOUS)	Don't know
EU27	61%	53%	47%	45%	43%	38%	29%	29%	14%	10%	10%	1%	2%	1%
BE	48%	60%	58%	60%	36%	36%	37%	28%	16%	14%	10%	1%	1%	1%
BG	67%	39%	16%	46%	37%	31%	22%	28%	17%	2%	15%	1%	2%	2%
CZ	67%	61%	41%	44%	50%	45%	25%	26%	11%	4%	9%	0%	2%	1%
DK	69%	72%	68%	48%	64%	64%	44%	57%	44%	20%	18%	1%	0%	0%
DE	64%	66%	59%	52%	56%	45%	28%	37%	20%	13%	11%	0%	1%	0%
EE	67%	61%	52%	51%	56%	45%	31%	38%	31%	9%	15%	0%	2%	2%
IE	59%	43%	45%	27%	35%	31%	25%	22%	2%	6%	4%	2%	1%	1%
EL	73%	51%	39%	69%	54%	43%	31%	37%	23%	5%	8%	1%	1%	0%
ES	79%	49%	27%	60%	50%	31%	29%	26%	10%	7%	6%	0%	1%	1%
FR	62%	61%	55%	32%	41%	44%	33%	36%	15%	13%	10%	0%	1%	1%
IT	50%	53%	36%	47%	33%	33%	29%	20%	8%	6%	12%	1%	3%	1%
CY	38%	44%	55%	46%	30%	40%	39%	18%	17%	5%	8%	1%	2%	0%
LV	67%	50%	41%	50%	56%	37%	23%	42%	21%	7%	11%	0%	1%	1%
LT	72%	37%	35%	46%	59%	28%	22%	32%	22%	7%	13%	2%	1%	2%
LU	53%	63%	47%	50%	46%	54%	38%	39%	16%	25%	17%	2%	1%	1%
HU	71%	40%	26%	56%	38%	29%	19%	11%	8%	7%	7%	0%	2%	1%
MT	29%	39%	52%	25%	20%	38%	44%	36%	17%	8%	7%	0%	2%	2%
NL	46%	67%	51%	35%	42%	41%	27%	30%	18%	11%	8%	1%	0%	0%
AT	59%	57%	64%	55%	44%	63%	34%	36%	19%	13%	12%	3%	2%	0%
PL	62%	45%	60%	50%	46%	24%	32%	26%	17%	7%	14%	0%	2%	2%
PT	66%	29%	18%	46%	34%	25%	24%	20%	6%	7%	6%	1%	6%	2%
RO	60%	39%	31%	42%	33%	19%	26%	17%	21%	6%	8%	2%	4%	5%
SI	69%	60%	55%	55%	54%	41%	42%	34%	37%	11%	15%	2%	1%	0%
SK	68%	52%	36%	56%	46%	39%	19%	29%	17%	5%	13%	0%	1%	0%
FI	55%	61%	56%	46%	46%	48%	30%	42%	31%	12%	9%	1%	1%	0%
SE	65%	70%	61%	39%	54%	66%	48%	51%	31%	20%	10%	1%	0%	0%
UK	50%	42%	57%	27%	33%	43%	26%	27%	4%	16%	9%	1%	3%	1%

Highest percentage per country

Lowest percentage per country

Highest percentage per item

Lowest percentage per item

Zdroj:

Special Eurobarometer 386 / Wave EB77.1 Special Eurobarometer; EUROPEANS AND THEIR LANGUAGES – REPORT; Fieldwork: February - March 2012; Publication: June 2012

